
How to Put Books on Hold



Heritage Christian School Library

You can access our library catalog from any computer.

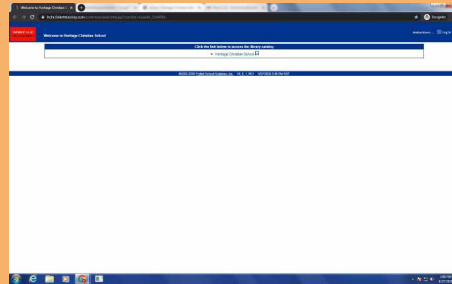


Go to our school website at www.heritageprschool.com
Click the LIBRARY tab

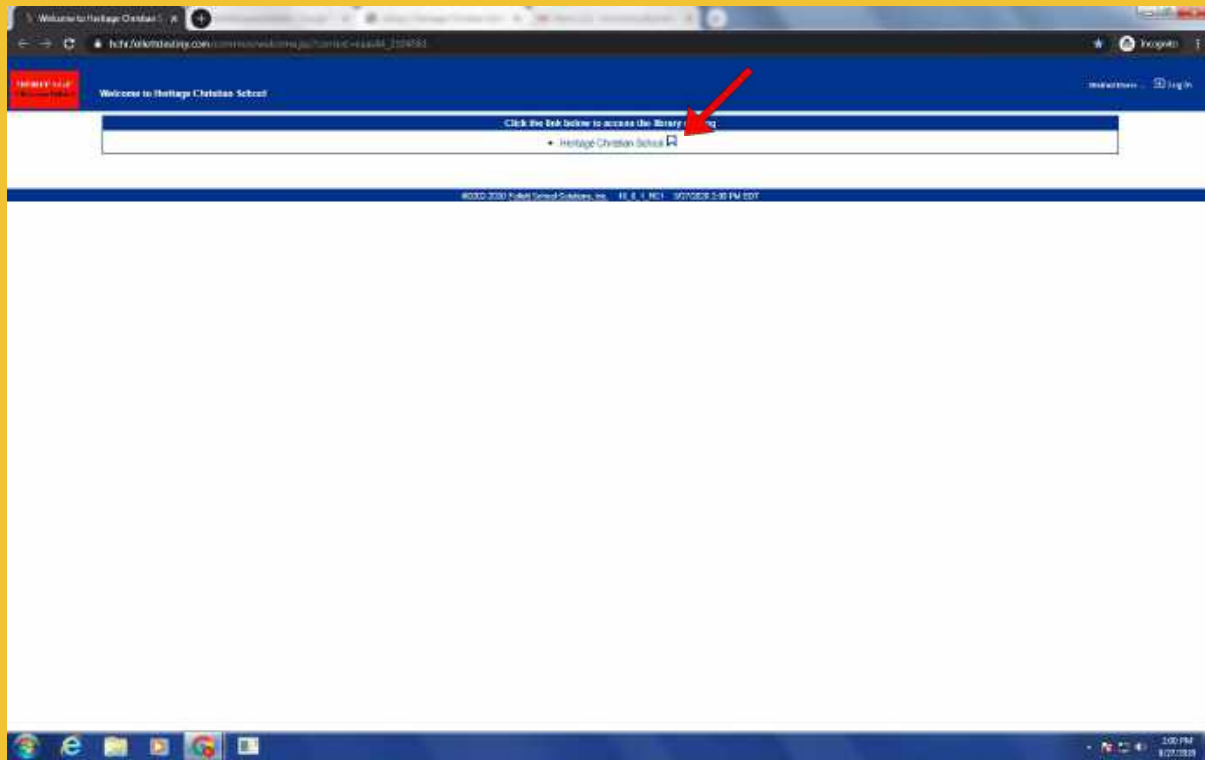
Click the highlighted link



This will bring you to
the home page for
the library catalog.

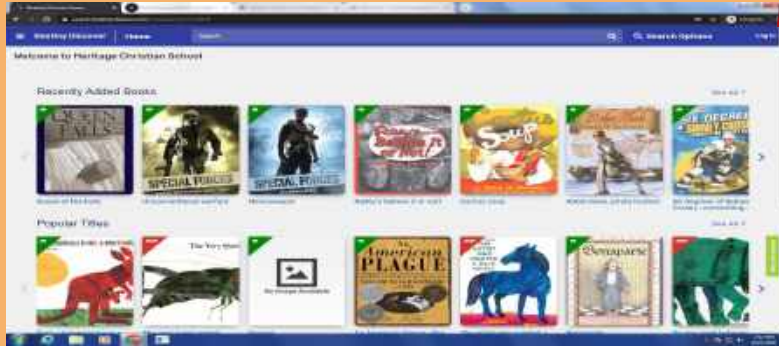


(You will probably want to bookmark this page so it is quicker next time.)

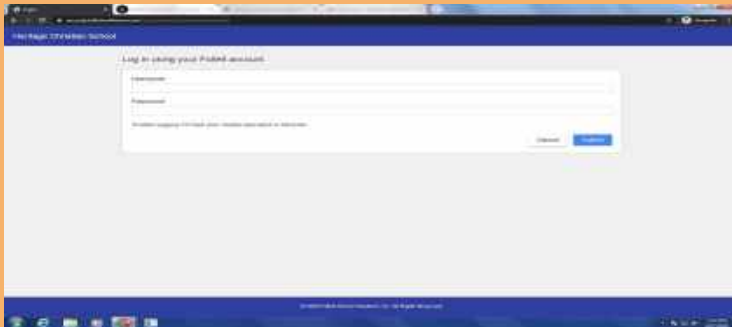


1. Click the “Heritage Christian School” under the blue ribbon. This will open a new window

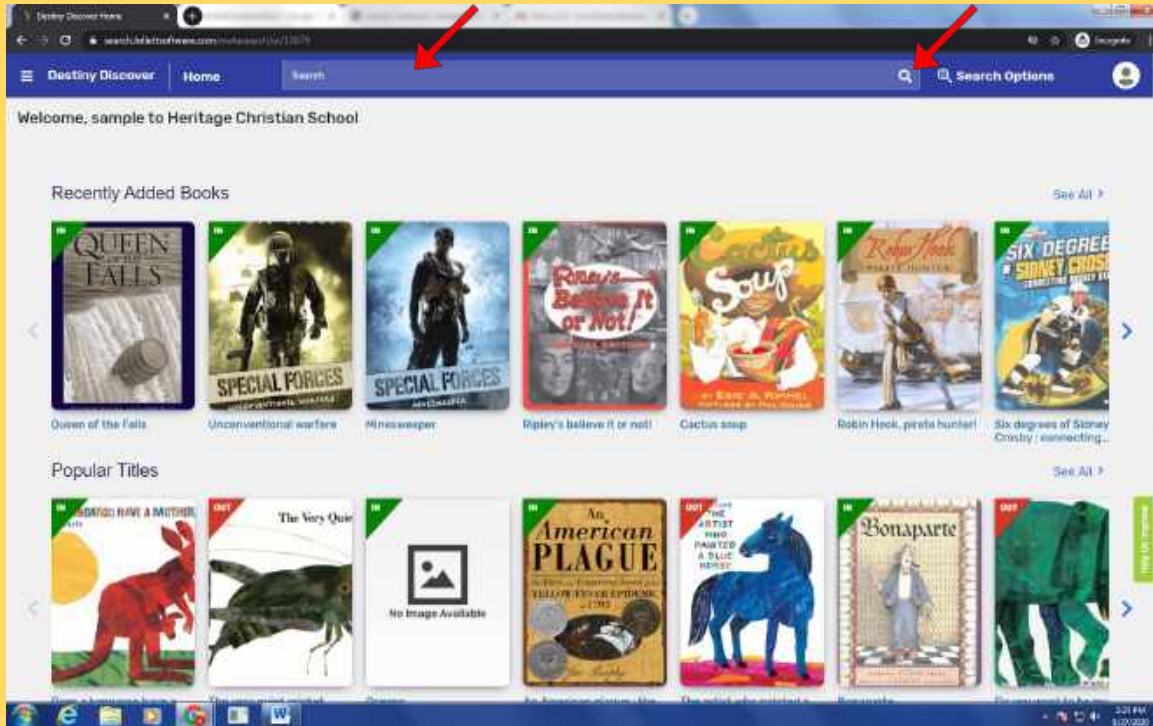
2. Click the “Log In’ button in upper right corner.



3. Enter your user name and password and click “Submit”
(If you need help with your user name or password you may ask your teacher or email the librarian.)



4. Type the title or topic of a book in the Search Bar. Click the Magnifying lens on the right side of search bar.



Scroll down the page to find the book you would like. Pay attention to the Call Number, Reading Level and Interest Level to make sure that this book is the right fit for you.

The green or red triangle in the upper left corner of the book cover will tell you if the book is available now or will be delivered to you when it is returned.

If you would like to more information about a particular book, click on the title.

If you would like to put the book on Hold, Click on the blue Hold button.
(Ignore the pop up message telling you to pick up your book. We will deliver it to your Homeroom.)

Call Number Guide:

E = Everyone, Picture Books

EL= Elementary, Easy Chapter Books - Gr. 1-2

JF = Junior Fiction- Gr. 3-8

F = Fiction -Gr. 5-8

Dewey Decimal Number = NonFiction-Gr. 2-8

Yellow Dot = NonFiction-Gr. K-2

