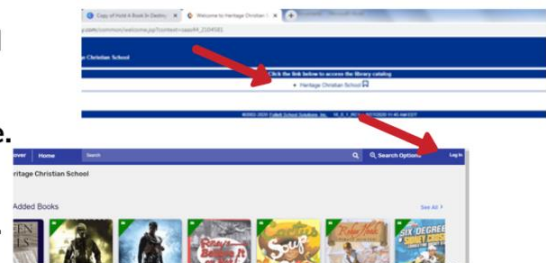
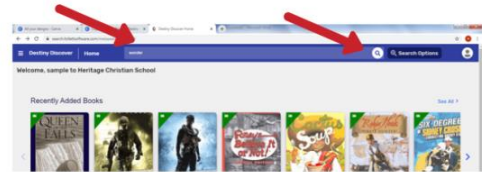




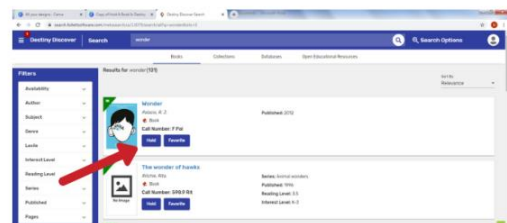
- a. Go to the Heritage Christian School website.
- b. Click on the Library tab. This will open our school's library catalog page.
- c. Click the "Heritage Christian School" in center of page.
- d. Click "Log In" in upper right corner. Enter your user name and password.



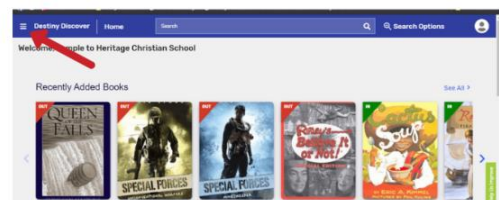
Type the title or topic you are looking for and click on the magnifying glass in the Search bar.



Scroll down to find the book you would like. Click on the title to learn more or click the "Hold" button to request it. Ignore the pop up message telling you to pick up your books. Books will be delivered to you classroom.



You may put up to 6 books on Hold. Click the three lines on the upper left side of the page. Click on Holds to see which books you currently have on Hold or Click Log Out if you are finished.



The librarians are available to help you!
 Email questions to
 hchr.library@gmail.com